

## Sub. General Knowledge

**Sub Teacher- SHABINA MSS.**

## Helping Hand

**ADGNRERE →**

## Assignment – 2

### **Sub. General Knowledge**

**Class-1**(One)

**Sub Teacher- SHABINA MSS.**

Page -6

#### Good Habit Vs Bad Habit

**Q. Read the given lines carefully and think about them.**

**Write G for Good habit and B for Bad habit in the space provided.**

1. Say, 'Please' when you ask for something.
2. Brush your teeth every morning and night.
3. Wash your hands before you eat.
4. Say 'Sorry' when you sneeze while sitting with your friends.
5. Eat too many chocolates, toffees and chips.
6. Talk with your mouth full of food.
7. Keep things back in their proper places.
8. Say 'Sorry' when you hurt someone.
9. Say 'Thank You' when somebody does something for you.
10. Take permission before entering into the class.

# **Assignment – 3**

## **Sub. General Knowledge**

**Class-1**(One)

**Sub Teacher- SHABINA MSS.**

**Page -9**

### **Eye Care**

**Q.** Tick (✓) the activities that are good for our eyes and cross (×) those that are not.

**1. Reading in a moving bus/car.**

☐

**2. Reading in good light.**

☐

**3. Watching TV from a very close distance.**

☐

**4. Rubbing eyes with dirty hands or cloth.**

☐

**5. Washing eyes with clean water.**

☐

**6. Lying on the bed and reading book.**

☐

Ch-1 Living and Non-living things

Page no (3)

(A) Name the following :

1) Two non-living things you find at home.

a) \_\_\_\_\_

b) \_\_\_\_\_

2) Two non-living things you find in your class.

a) \_\_\_\_\_

b) \_\_\_\_\_

Page no (4)

(B) Fill in the blanks :1) Living things can \_\_\_\_\_ from one place to another.  
(move)2) \_\_\_\_\_ things cannot grow.  
(Non-living things)3) A toy is a \_\_\_\_\_ things.  
(Human-made things / Non-living things)

Page no (5)

(A) Fill in the blanks with the correct option :

1) \_\_\_\_\_ are living things. (Animals / Stones)

2) Living things eat \_\_\_\_\_. (Stones / Food)

3) Animals \_\_\_\_\_ move on their own. (cannot / can)

4) A \_\_\_\_\_ is a natural non-living thing. (Star / car)

5) Water and moon are \_\_\_\_\_ non-living things.  
(human-made / natural)6) A \_\_\_\_\_ is a human-made things.  
(mountain / bus)

Class - I Subject - Science Subject Teacher -> DARAKSHAN MISS

Page no (6)  
C) State whether the following sentences are True or False.

- 1) A plant is a living thing. \_\_\_\_\_ (True)
- 2) A lion is a living thing. \_\_\_\_\_ (True)
- 3) A fish does not need food. \_\_\_\_\_ (False)
- 4) A cat cannot move from one place to another. \_\_\_\_\_ (False)
- 5) A stone can breathe. \_\_\_\_\_ (False)
- 6) Your pet dog can feel. \_\_\_\_\_ (True)
- 7) A river is made by humans. \_\_\_\_\_ (False)
- 8) A house is a human-made thing. \_\_\_\_\_ (True)

Page no (7)  
D) Answer these questions.

1) Name two living things that grow.

Ans. Animals and plants.

2) What do you feel when a mosquito bites you?

Ans. I feel pain and an itch when a mosquito bites me.

3) Which living things cannot move from one place to another?

Ans. Plants cannot move from one place to another.

4) Are clouds in the sky a human-made thing?

Ans. Clouds are mass of water vapour that is in the sky. It is formed naturally and it is not a man-made thing.

5) What type of things are the tables and chairs in your classroom?

Ans. The table and chair in our classroom are man-made things.

EMMANUEL School  
MOTIHARI - 845401

Class - I Subject - Science Subject Teacher → DARAKSHAN MISS  
Page no (7)

E Let's Think :-

1) Plants do not move from one place to another, but they are living things. How?

Ans plants do not move from one place to another but they move their parts. grow and breathe. So, they are living thing.

class-I Sub-Science Subject Teacher - Darakshan Miss

① write five living things.

a) \_\_\_\_\_ b) \_\_\_\_\_ c) \_\_\_\_\_ d) \_\_\_\_\_ e) \_\_\_\_\_

② write five Non-living things.

a) \_\_\_\_\_ b) \_\_\_\_\_ c) \_\_\_\_\_ d) \_\_\_\_\_ e) \_\_\_\_\_

③ write five good habits.

a) \_\_\_\_\_ b) \_\_\_\_\_ c) \_\_\_\_\_ d) \_\_\_\_\_ e) \_\_\_\_\_

④ write five uses of water.

a) \_\_\_\_\_ b) \_\_\_\_\_ c) \_\_\_\_\_ d) \_\_\_\_\_ e) \_\_\_\_\_

⑤ Fill in the blanks :- (See, Two, Nose, Feel, tongue)

① I have \_\_\_\_\_ eyes

② I \_\_\_\_\_ with my eyes

③ our \_\_\_\_\_ helps us to smell

④ our skin helps us to \_\_\_\_\_

⑤ our \_\_\_\_\_ helps us to taste.

⑥ Match the animals with their homes :-

① cow

② Horse

③ Hen

④ Lion

⑤ spider

① web

② Den

③ coop

④ stable

⑤ Shed

CLASS- I

SUBJECT - HINDI

Subject teacher - Shikha  
Nirmala Srivastava

## पाठ - 1

1. स्वर - जिन वर्णों की मात्राएँ होती हैं।
2. स्वरों की संख्याएँ उधारह (11) होती हैं।
3. स्वर वर्ण अ से अः तक लिखो! -  
अ \_\_\_\_\_
4. आँ, औ तथा अः अयोगवाह कहलाते हैं।
5. \_\_\_\_\_ मात्राएँ लिखो! -  

आ - _____	ऐ - _____
आ - _____	ऐ - _____
इ - _____	ओ - _____
इ - _____	ओ - _____
उ - _____	अं - _____
उ - _____	अं - _____
ऊ - _____	अं - _____
ऊ - _____	अं - _____
ऋ - _____	अः - _____
6. व्यंजन - जिन पर मात्राएँ लगती हैं।
7. व्यंजनों की संख्याएँ तीस (33) होती हैं।
8. व्यंजन वर्ण क से ज तक लिखो! -  

क - _____	ख - _____	ग - _____	घ - _____	ङ - _____
च - _____	छ - _____	ज - _____	झ - _____	ञ - _____
ट - _____	ठ - _____	ड - _____	ढ - _____	ण - _____
त - _____	थ - _____	द - _____	ध - _____	न - _____
प - _____	फ - _____	ब - _____	भ - _____	म - _____
य - _____	र - _____	ल - _____	व - _____	श - _____
स - _____	ह - _____	ळ - _____	ळ - _____	ळ - _____

9. संयुक्त व्यंजन - क्ष, ज्ञ, ज तथा झ

10. विकसित व्यंजन - ड, ढ

11. बिना मात्रा वाले दो अक्षर के आठ शब्द लिखो।

\_\_\_\_\_

बिना मात्रा वाले तीन अक्षर के आठ शब्द लिखो।

\_\_\_\_\_

बिना मात्रा वाले चार अक्षर के आठ शब्द लिखो।

\_\_\_\_\_


12. आ (A) की मात्रा से आठ शब्द लिखो।

\_\_\_\_\_

# 1. Living and Non-living Things

## Warm Up

Write the names of the things that you see in the coaches of the train.




We see many things around us. These things can be divided into two groups—**Living** and **Non-living**.

## Living Things


Living things need food. They grow, show movement and need air. They can feel and produce their own kind. Animals and plants are living things.




Living things need food.




Living things grow.



Living things show movement.



*Living things need air.*

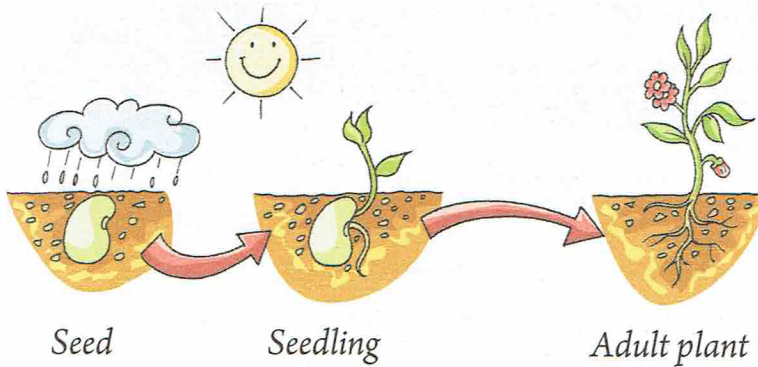


*Living things produce their own kind.*



*Living things feel.*

Plants are also living things. A small plant grows from a seed and grows up to become a big plant.



### DO YOU KNOW?

A car also moves on the road. But it is not a living thing. It cannot move on its own. It needs a driver to start its engine and move it. So a car is a non-living thing.



Plants make their own food. They need air to live.

Plants do not move from one place to another. But they show movement in their parts. The leaves of the touch-me-not plant close when touched.



*Touch-me-not plant*

## Non-living Things


Non-living things do not eat, need air or feel. They cannot move or grow. They also cannot have babies.

Non-living things are divided into two groups—**Natural things** and **Human-made things**.


### GREEN TIP

While taking a walk, identify objects which spoil the environment like plastic bags, a piece of glass, etc. These should be disposed of properly in a dustbin.

Natural things are found in nature. These are not made by humans.



Mountains and clouds



Moon and stars



Water and stones

### Some natural things

Human-made things are not found in nature. These are made by humans.





Table and chair



Book



Toy train

### Some human-made things

## Check Point

### A. Name the following.

1. Two non-living things you find at home.

\_\_\_\_\_

2. Two non-living things you find in your class.


\_\_\_\_\_

## B. Fill in the blanks.

1. Living things can \_\_\_\_\_ from one place to another.
2. \_\_\_\_\_ things cannot grow.
3. A toy is a \_\_\_\_\_ thing.

## Activity

Colour the living things you can see in the picture.



## Points to Remember

- Plants and animals are living things.
- Living things eat food.
- Living things grow, move and need air.
- Living things feel and have young ones.
- Non-living things are natural or human-made.

## New Words

**Living:** alive now

**Non-living:** things which do not have life

**Breathe:** to take air into the body and give it out

**Natural things:** non-living things found in nature that are not made by humans

**Human-made things:** non-living things that are made by humans


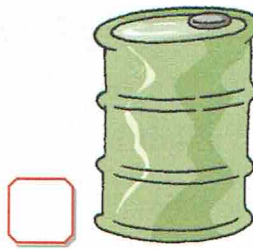
## EXERCISES

### A. Fill in the blanks with the correct option.



- \_\_\_\_\_ are living things. Animals / Stones
- Living things eat \_\_\_\_\_. stones / food
- Animals \_\_\_\_\_ move on their own. cannot / can
- A \_\_\_\_\_ is a natural non-living thing. star / car
- Water and moon are \_\_\_\_\_ non-living things. human-made / natural
- A \_\_\_\_\_ is a human-made thing. mountain / bus

### B. Tick (✓) the correct answer.



1. Which one is a living thing?



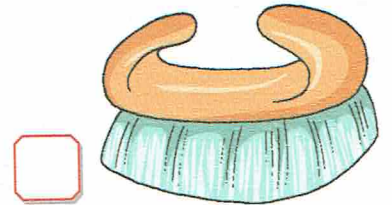


2. Which one can grow on its own?



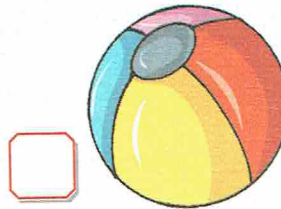
3. Which one can feel?






4. Which one can have babies?



5. Which one is a natural non-living thing?



6. Which one is a human-made non-living thing?



**C. State whether the following sentences are True or False.**

1. A plant is a living thing.
2. A lion is a living thing.
3. A fish does not need food.
4. A cat cannot move from one place to another.
5. A stone can breathe.
6. Your pet dog can feel.
7. A river is made by humans.
8. A house is a human-made thing.

---

---

---

---

---

---

---

---

### D. Answer these questions.

1. Name two living things that grow.  
\_\_\_\_\_
2. What do you feel when a mosquito bites you?  
\_\_\_\_\_
3. Which living things cannot move from one place to another?  
\_\_\_\_\_
4. Are clouds in the sky a human-made thing?  
\_\_\_\_\_
5. What type of things are the tables and chairs in your classroom?  
\_\_\_\_\_


### E. Let's Think.

Plants do not move from one place to another, but they are living things. How?

## • Subject Enhancement •

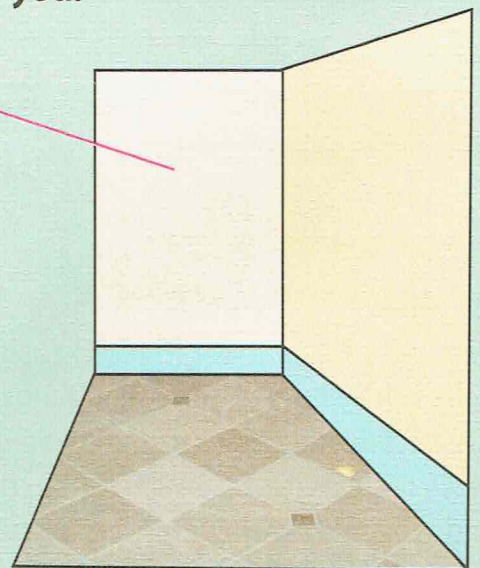
### Let's Do

Put the living and the non-living things into their correct corners by drawing lines. One has been done for you.



*Living*

- Pen
- Water
- Rat
- Grass
- Cup
- Snake
- Coin
- Cloud



*Non-living*

### Field Trip

Take a walk around the school and find two non-living things which are natural and two non-living things which are human-made.

### Project Idea

Collect pictures of living and non-living things from old newspapers and magazines. Paste them in your scrapbook.

### Life Skills

Make two non-living things using some plasticine.

## Teacher's Notes

- Concept of living and non-living is difficult to understand. Take the students around the school. Point out living and non-living things.
- Ask children the differences between a doll and a child.
- Make flashcards. Show each card to the students. Ask them whether it is a living or a non-living thing, and why? This way, with every picture, the characteristics of living and non-living will be repeated again and again.

**Chapter – 1 (About me)**

1. What is your name?  
Ans. My name is \_\_\_\_\_
2. What is your father's name?  
Ans. My father name is \_\_\_\_\_
3. What is your mother's name?  
Ans. My mother's name is \_\_\_\_\_
4. Which class do you read in?  
Ans. I read in class I (One)
5. What is your school name?  
Ans. Our school name is Emmanuel School.

**Chapter – 2 (Parts of my body)**

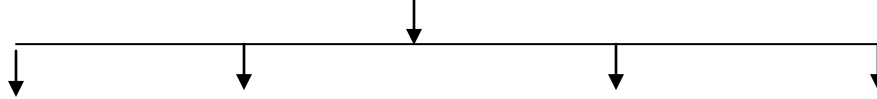
1. Answer one word.
  - a) Which part of your body helps you to hold a flower? Hand
  - b) Which part of your body helps you to eat? Mouth
  - c) Which part of your body helps you to feel things? Skin
2. Write the name of the body parts that help .....
  - a) watch cartoon films on a television. Eyes
  - b) smell a flower. Nose
  - c) hear songs from a radio. Ears
  - d) taste an ice-cream. Tongue

**Chapter – 3 (I love my family)**

1. What is a small family?  
Ans. A family which has a father, a mother and their one or two children is a small family.
2. What is a big family?  
Ans. A family which has a father, a mother, grandparents or their children is called a big family.
3. What is a joint family?  
Ans. A family that has a grandparents, parents, uncles, aunts and their children is called a joint family.
4. Who are our cousins?  
Ans. Children of uncle and aunt are our cousins.
5. Who are our parents?  
Ans. A mother and father together are called parents.
6. When do you meet other family members or relatives?  
Ans. During festivals and celebrations we meet other family members or relatives.
7. What is a nuclear family?  
Ans. A small family is called nuclear family.

1. Write the members of a small family:

Small family



2. Unscramble the words and write them correctly.

a) ILFMYA \_\_\_\_\_ b) LSAML \_\_\_\_\_ c) OSIUCN \_\_\_\_\_  
d) FLUCN \_\_\_\_\_ e) NTJIO \_\_\_\_\_

3. Answer in one word.

a) Which part of your body helps you to feel things?  
b) Which part of your body helps you to hold a flower?  
c) Which part of your body helps you to eat food?

4. Write the names of the body parts that help to:

a) watch cartoon films on a television. \_\_\_\_\_  
b) smell a flower. \_\_\_\_\_  
c) hear songs from a radio. \_\_\_\_\_  
d) taste an ice-cream. \_\_\_\_\_